



Republika ng Pilipinas
Kagawaran ng Edukasyon
Tanggapan ng Pangalawang Kalihim

OUA MEMO 00-1021-0004
MEMORANDUM
28 September 2021

For: **Regional Directors and BARMM Education Minister
All Regional PNPKI Focal Persons and Members**

Subject: **LAST CALL FOR SUBMISSION OF APPLICATIONS FOR PNPKI
DIGITAL SIGNATURES ON OR BEFORE SEPT. 30, 2021
DEADLINE**

The Office of the Undersecretary for Administration (OUA) is reminding all teaching and non-teaching personnel of the Department of Education (DepEd) that **there are two (2) remaining days to go for the submission of applications for PNPKI Digital Signatures.**

The **deadline** for the submission is on **Thursday, 30 September 2021.**

The PNPKI Digital Signature is required for teachers and personnel who will serve in the May 2022 National Elections.

OUA reports that as of 20 September 2021, about 537,654 teachers and non-teaching staff of DepEd have applied for PNPKI Digital Signatures through the DepEd Learning Management System. This number represents 17% of all the Department personnel.

As of now, 362,572 applications representing 36% of DepEd's total workforce have been validated by the Department. These documents are ready for submission to the Department of Information and Communications Technology (DICT).

Kindly advise the rest of the 47% of DepEd personnel to apply now at <https://lms.deped.gov.ph>.

Please refer to OUA Memo 00-0721-0169 titled 'Addendum to the Memorandum on the Application of Field Offices and School Personnel for PNPKI Digital Certificates' for guidance.



Office of the Undersecretary for Administration (OUA)

[Administrative Service (AS), Information and Communications Technology Service (ICTS), Disaster Risk Reduction and Management Service (DRMMS), Bureau of Learner Support Services (BLSS), Baguio Teachers Camp (BTC), Central Security & Safety Office (CSSO)]

Department of Education, Central Office, Meralco Avenue, Pasig City
Rm 519, Mabini Bldg; Mobile: +639260320762; Tel: (+632) 86337203, (+632) 86376207
Email: usec.admin@deped.gov.ph; Facebook/Twitter @depeditayo



Scan this QR Code to view
Videos and Magazines
of Major Programs





Please see the attached Status Report showing the latest figures relating to the applications under the following categories:

1. Total number of DepEd field personnel that applied
2. Total number of DepEd field personnel that applied via DepEd Learning Management System versus the total number of positions
3. Total number of DepEd field personnel that applied which needs validation versus total number of positions
4. Total number of DepEd field personnel that applied which are validated by HR Units versus total number of positions
5. All the School Division Offices ranked from highest to lowest number of submissions validated by Human Resources (HR) Units.

For any questions and concerns, you may contact the following persons through email or chat via Microsoft Teams:

- PNPKI Concerns - Ms. Niña Rica Bernas (support.pnpki@deped.gov.ph)
- LMS concerns – Mr. Winifredo Valdez (support.usdlms@deped.gov.ph)

For your information and immediate compliance.



ALAIN DEL B. PASCUA
Undersecretary



OJAD00-1020-000 4
To authenticate this document,
please scan the QR Code.



**STATUS REPORT ON THE APPLICATIONS FOR PNPKI DIGITAL SIGNATURES
OF DEPED TEACHERS AND PERSONNEL
AS OF 20 SEPTEMBER 2021**

I. The table below shows the total number of DepEd field personnel that applied (as of 20 September 2021 at 2:00pm).

Regions	Number of Positions	Submitted via DepEd Learning Management System	% Submitted via DepEd Learning Management System	Needs Validation	% Needs Validation	Validated by HR Units	% of Validated by HR Units
Region I	56,013	42,771	76%	18,871	34%	23,900	43%
Region II	39,996	17,416	44%	8,297	21%	9,119	23%
Region III	100,527	25,326	25%	17,184	17%	8,142	8%
CALABARZON	116,346	86,181	74%	23,208	20%	62,973	54%
MIMAROPA	38,823	3,338	9%	2,857	7%	481	1%
Region 5	76,214	55,998	73%	18,038	24%	37,960	50%
Region 6	84,252	29,787	35%	10,101	12%	19,686	23%
Region 7	80,851	70,125	87%	10,529	13%	59,596	74%
Region 8	61,336	39,410	64%	10,046	16%	29,364	48%
Region 9	43,874	17,156	39%	7,009	16%	10,147	23%
Region 10	50,252	18,907	38%	8,093	16%	10,814	22%
Region 11	50,366	34,100	68%	7,501	15%	26,599	53%
Region 12	44,786	17,673	39%	6,128	14%	11,545	26%
Caraga	35,183	26,183	74%	9,862	28%	16,321	46%
CAR	21,102	9,152	43%	2,380	11%	6,772	32%
NCR	85,575	35,992	42%	11,964	14%	24,028	28%
BARMM	22,194	8,049	36%	2,924	13%	5,125	23%
Total	1,007,690	537,564	53%	174,992	17%	362,572	36%

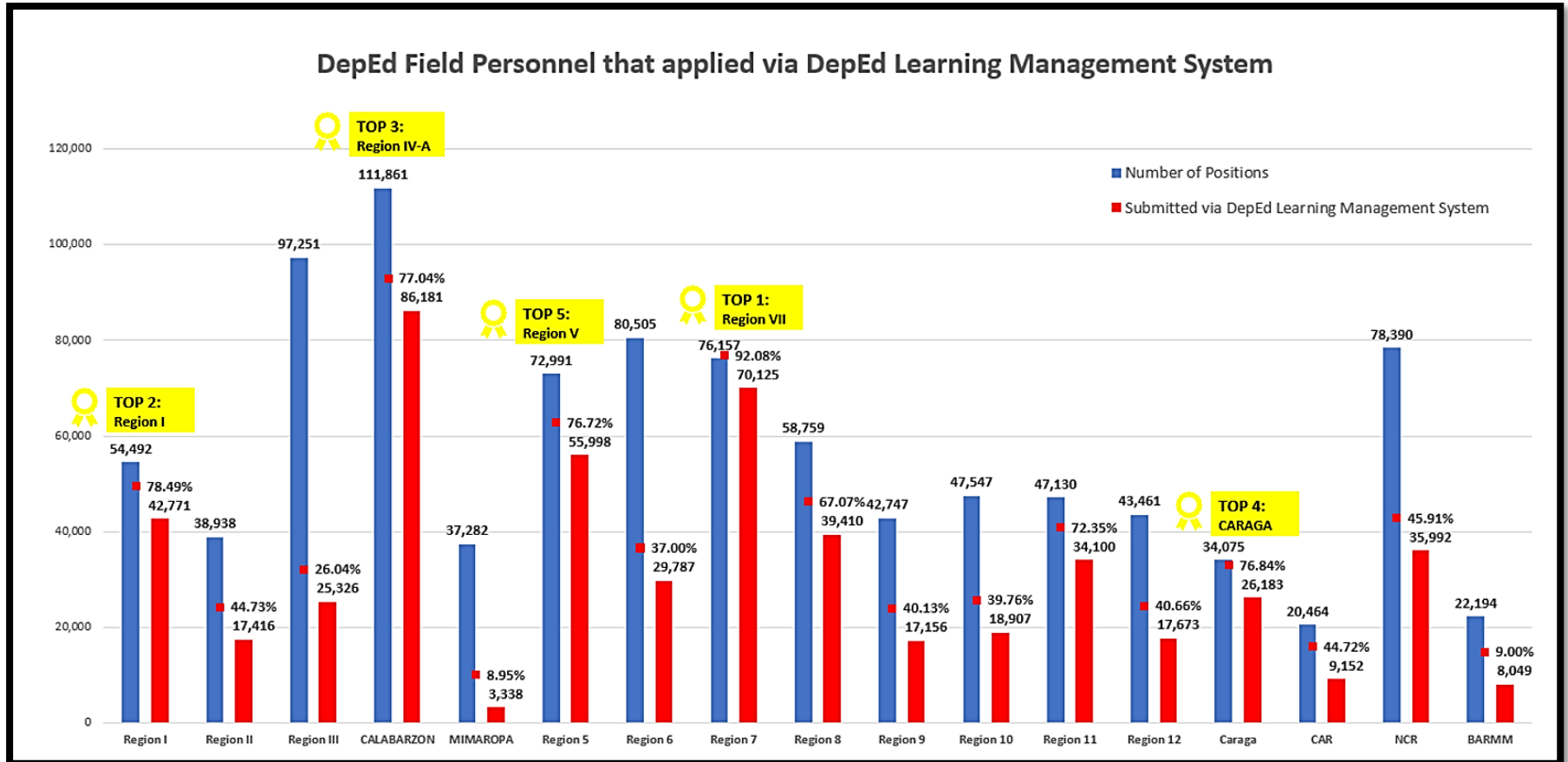


The DICT-PNPKI Secretariat reports a total of 25,927 of applications received (as of September 21, 2021).

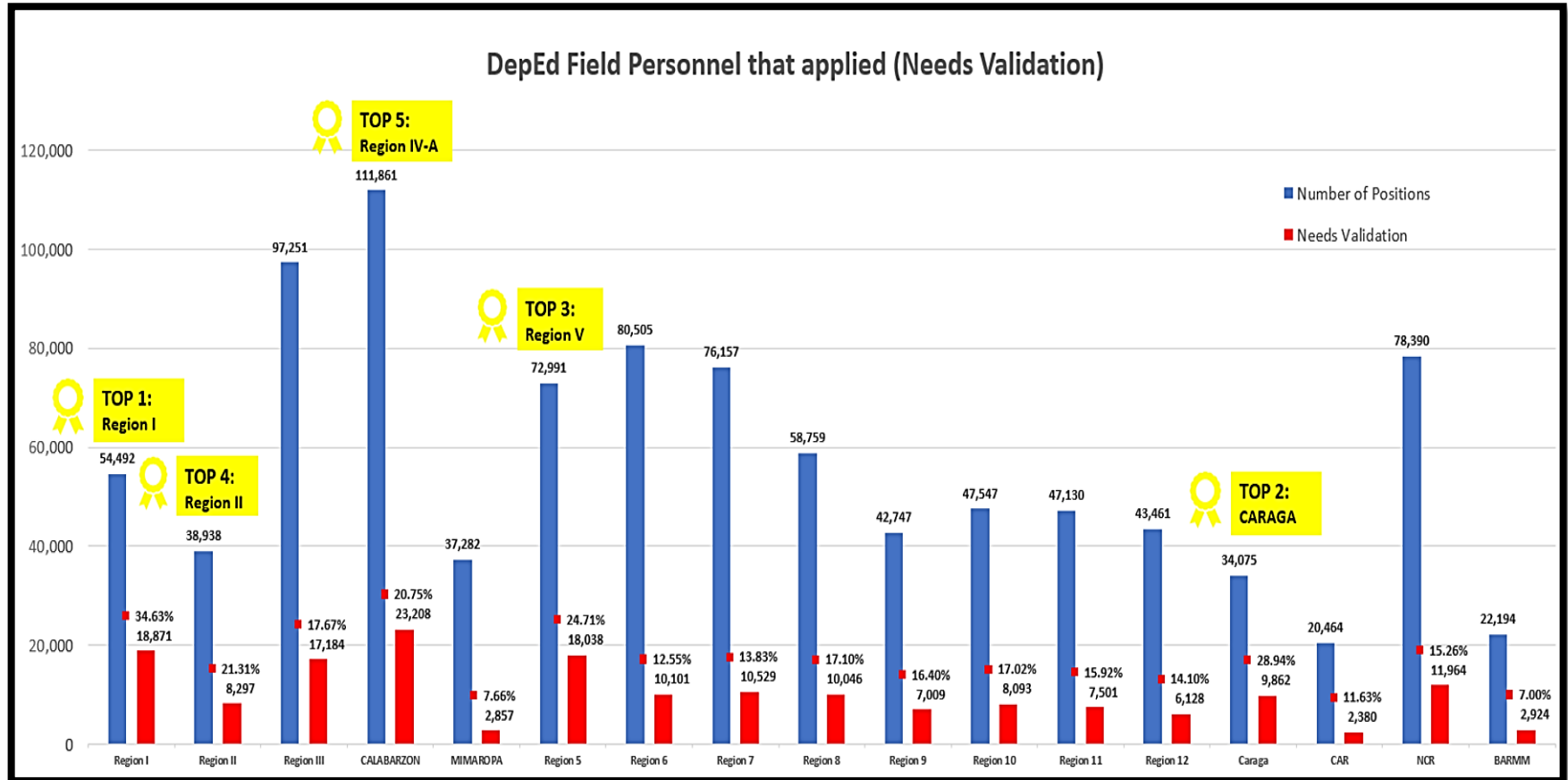
DICT – PNPKI Cluster Offices	No. of DepEd Personnel whose applications have been received
Central Office	193
Luzon Cluster 1 (Regions 1, 2, & CAR)	8327
Luzon Cluster 2 (Regions 3 & 4A)	8307
Luzon Cluster 3 (MIMAROPA Region & 5)	187
Visayas Cluster 1 (Region 6)	7935
Visayas Cluster 2 (Regions 7 & 8)	795
Mindanao Cluster 1 (Regions 9 & BARMM except Maguindanao and Lanao Del Sur)	1
Mindanao Cluster 2 (Regions 10 & 13)	0
Mindanao Cluster 3 (Regions 11, 12, Maguindanao and Lanao Del Sur)	2
Total No.	25,927



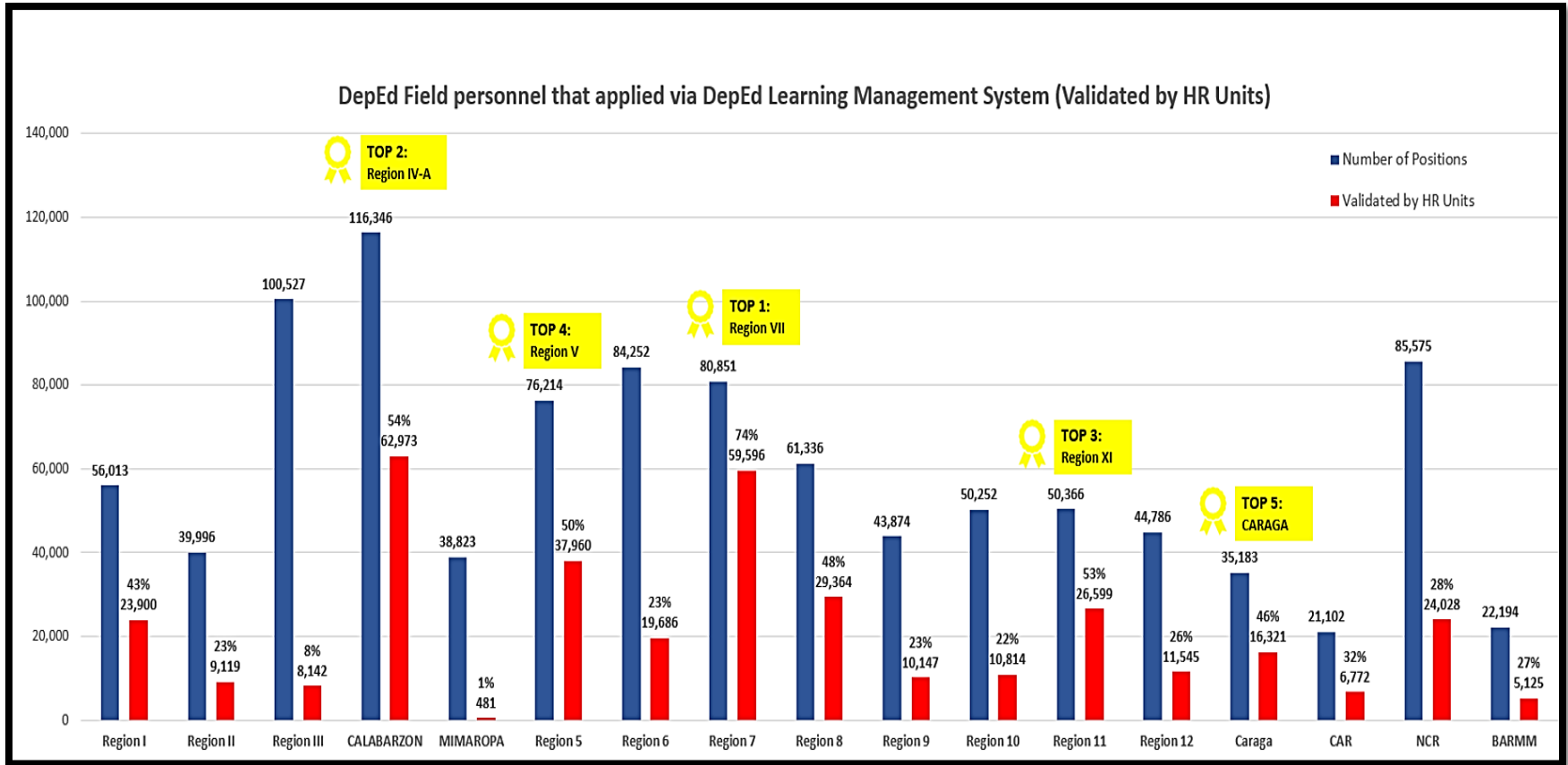
II. The table below shows the total number of DepEd field personnel that applied via DepEd Learning Management System versus the total number of positions (as of 20 September 2021 at 2:00pm).



III. The table below shows the total number of DepEd field personnel that applied which needs validation versus total number of positions (as of 20 September 2021 at 2:00pm).



IV. The table below shows the total number of DepEd field personnel that applied which are validated by HR Units versus total number of positions (as of 20 September 2021 2:00pm).



V. The table below shows all the School Division Offices ranked from highest to lowest number of submissions validated by HR Units.

1st – 25th

Region	Division	Filled Positions	Positions	Validated by HR Units	% of Validated by HR Units	Ranking
Region VII	Tanjay City	1,098	1162	1236	106.37%	1st
Region I	Alaminos City	1,041	1052	1041	98.95%	2nd
Region I	Ilocos Sur	6,160	6290	6205	98.65%	3rd
Region IV-A	Tanauan City	1,613	1649	1,601	97.09%	4th
Region I	Vigan City	765	786	762	96.95%	5th
Region V	Iriga City	1,222	1250	1182	94.56%	6th
Region I	Candon City	672	685	637	92.99%	7th
Region V	Catanduanes	4,237	4402	4009	91.07%	8th
Region VII	Siquijor	1,158	1240	1124	90.65%	9th
Region VII	Guihulngan City	1,288	1366	1224	89.60%	10th
Region I	Ilocos Norte	4,774	4960	4328	87.26%	11th
Region II	Santiago City	1,229	1244	1084	87.14%	12th
Region VI	Kabankalan City	2,115	2205	1918	86.98%	13th
Region IV-A	Laguna	10,200	10947	9463	86.44%	14th
Region IV-A	Cavite	12,694	13165	11,348	86.20%	15th
Region VII	Bohol	14,896	15165	13068	86.17%	16th
Region VIII	Ormoc City	2309	2398	2034	84.82%	17th
Region I	Dagupan City	1621	1678	1423	84.80%	18th
Region VII	Bais City	1049	1113	938	84.28%	19th
Region VII	Danao City	1627	1715	1432	83.50%	20th
Region VII	City of Naga	1210	1250	1038	83.04%	21st
Region IV-A	Lipa City	2700	2764	2,274	82.27%	22nd
Region VII	Bayawan City	1777	1875	1541	82.19%	23rd
Region VIII	Leyte	17281	17864	14490	81.11%	24th
CARAGA	Tandag City	733	740	599	80.95%	25th



VI. The table below shows another School Division Offices ranked from highest to lowest number from 80.81% to 62.89% of submissions validated by HR Units.

Region	Division	Filled Positions	Positions	Validated by HR Units	% of Validated by HR Units	Ranking
CARAGA	Surigao Del Sur	6221	6330	5115	80.81%	26th
Region I	Urdaneta City	1583	1629	1289	79.13%	27th
Region VII	Cebu City	6538	7125	5579	78.30%	28th
Region V	Masbate	11323	11871	9256	77.97%	29th
Region X	Ozamis City	1486	1565	1186	75.78%	30th
Region VII	Negros Oriental	9063	9321	7046	75.59%	31st
Region V	Albay	10287	11067	8362	75.56%	32nd
Region VI	Aklan	6118	6506	4887	75.12%	33rd
CARAGA	Agusan Del Norte	3596	3708	2774	74.81%	34th
Region I	San Fernando City	956	982	715	72.81%	35th
Region V	Masbate City	1308	1374	995	72.42%	36th
Region VIII	Tacloban City	2390	2514	1817	72.28%	37th
Region VII	Talisay City	1753	1982	1426	71.95%	38th
Region I	Laoag City	1158	1207	865	71.67%	39th
Region XI	Davao de Oro	7740	8219	5883	71.58%	40th
Region VII	Lapu-lapu City	3575	3692	2610	70.69%	41st
Region IX	Isabela City	1573	1630	1146	70.31%	42nd
Region VII	Bogo City	813	826	572	69.25%	43rd
NCR	Pasay City	2492	2737	1888	68.98%	44th
Region XI	Panabo City	1718	1877	1280	68.19%	45th
Region I	La Union	6867	7031	4666	66.36%	46th
Region IV-A	Calamba City	3316	3381	2237	66.16%	47th
Region VII	Cebu Province	22462	24689	16319	66.10%	48th
Region IV-A	Cavite City	982	1033	679	65.73%	49th
Region XI	Digos City	1576	1695	1114	65.72%	50th
Region IV-A	Batangas	15859	16223	10538	64.96%	51st
Region XI	Tagum City	2339	2421	1563	64.56%	52nd
Region V	Ligao City	1506	1563	993	63.53%	53rd
Region VIII	Maasin City	1046	1052	666	63.31%	54th
Region V	Camarines Norte	6702	6962	4386	63.00%	55th
Region III	Cabanatuan City	2174	2196	1381	62.89%	56th

26th – 56th



VII. The table below shows another School Division Offices ranked from highest to lowest number from 61.80% to 52.18% of submissions validated by HR Units.

Region	Division	Filled Positions	Positions	Validated by HR Units	% of Validated by HR Units	Ranking
Region V	Tabaco City	1746	1848	1142	61.80%	57th
Region IX	Pagadian City	2037	2061	1270	61.62%	58th
Region VII	Toledo City	1973	2122	1295	61.03%	59th
Region IV-A	Cabuyao City	1901	1920	1,162	60.52%	60th
Region VI	Passi City	1008	1035	625	60.39%	61st
Region XI	Davao City	12335	13584	8105	59.67%	62nd
Region VII	Dumaguete City	1026	1049	624	59.49%	63rd
CARAGA	Bayugan City	1419	1433	852	59.46%	64th
CAR	Benguet City	4464	4655	2766	59.42%	65th
Region IV-A	Lucena	1939	2012	1184	58.85%	66th
Region VIII	Samar	7772	8304	4852	58.43%	67th
Region VII	Tagbilaran City	984	1011	580	57.37%	68th
Region XI	Davao Occidental	3364	3663	2096	57.22%	69th
Region IV-A	Bacoor City	2666	2821	1,613	57.18%	70th
CARAGA	Bislig City	1209	1221	684	56.02%	71st
Region VI	Capiz	7290	7718	4310	55.84%	72nd
Region VII	Mandaue City	2511	2630	1463	55.63%	73rd
Region III	Angeles City	3260	3363	1866	55.49%	74th
Region II	City Of Ilagan	1714	1743	955	54.79%	75th
Region XI	Davao del Sur	4847	5114	2793	54.61%	76th
Region VIII	Eastern Samar	5874	6134	3338	54.42%	77th
Region X	Misamis Occident	3776	3956	2148	54.30%	78th
Region V	Naga City	1982	2074	1125	54.24%	79th
Region XII	Sultan Kudarat	6915	7094	3756	52.95%	80th
Region VI	Escalante City	1057	1100	578	52.55%	81st
CARAGA	Siargao Islands	1819	1906	1001	52.52%	82nd
Region IV-A	Rizal	14771	15571	8127	52.19%	83rd
NCR	Paranaque City	3478	3860	2014	52.18%	84th

57th – 84th



VIII. The table below shows another School Division Offices ranked from highest to lowest number from 51.72% to 33.85% of submissions validated by HR Units.

Region	Division	Filled Positions	Positions	Validated by HR Units	% of Validated by HR Units	Ranking
Region XII	Kidapawan City	1718	1740	900	51.72%	85th
Region V	Legazpi City	1890	1992	1024	51.41%	86th
Region XI	Mati City	1804	1956	1005	51.38%	87th
NCR	Valenzuela City	4670	4910	2443	49.76%	88th
CAR	Abra	3047	3136	1560	49.74%	89th
Region IV-A	Tayabas City	886	893	436	48.82%	90th
Region II	Tuguegaro City	1475	1495	722	48.29%	91st
Region IX	Zamboanga City	8184	8366	3781	45.19%	92nd
CARAGA	Surigao City	1569	1620	732	45.19%	93rd
Region VI	Silay City	1268	1334	581	43.55%	94th
Region VI	Antique	7124	7377	3187	43.20%	95th
Region XII	Cotabato	12029	12557	5301	42.22%	96th
NCR	Muntinlupa City	2837	2968	1251	42.15%	97th
NCR	Caloocan City	9212	10057	4201	41.77%	98th
Region IV-A	Gen Trias City	2056	2135	879	41.17%	99th
Region VIII	Baybay City	1394	1403	575	40.98%	100th
Region X	Lanao del Norte	5788	6027	2425	40.24%	101st
Region IV-A	Quezon	18291	19022	7,419	39.00%	102nd
Region III	Balanga City	994	1013	393	38.80%	103rd
CARAGA	Cabadbaran City	767	794	308	38.79%	104th
Region III	Meycauayan City	1219	1257	470	37.39%	105th
Region II	Quirino	2565	2604	950	36.48%	106th
NCR	Navotas City	1899	1915	691	36.08%	107th
Region II	Cagayan	11824	12177	4293	35.25%	108th
CARAGA	Dinagat Islands	1716	1803	627	34.78%	109th
NCR	Mandaluyong City	2317	2471	843	34.12%	110th
Region VI	Guimaras	2065	2085	706	33.86%	111th
NCR	San Juan City	547	579	196	33.85%	112th

85th – 112th



IX. The table below shows another School Division Offices ranked from highest to lowest number from 33.58% down to 21.04% of submissions validated by HR Units.

Region	Division	Filled Positions	Positions	Validated by HR Units	% of Validated by HR Units	Ranking
Region VII	Carcar City	1257	1376	462	33.58%	113th
CARAGA	Agusan Del Sur	7763	8207	2740	33.39%	114th
Region VI	La Carlota City	909	940	306	32.55%	115th
Region XI	Igacos	1269	1301	420	32.28%	116th
Region VI	Roxas City	1425	1474	475	32.23%	117th
NCR	Makati City	3158	3527	1130	32.04%	118th
Region III	Malolos City	1873	1967	622	31.62%	119th
NCR	Malabon City	2808	2912	917	31.49%	120th
NCR	Pasig	4938	5257	1619	30.80%	121st
CAR	Mt. Province	2683	2771	853	30.78%	122nd
Region IV-A	Binan City	2100	2381	714	29.99%	123rd
Region VIII	Borongon City	982	1019	305	29.93%	124th
CAR	Tabuk City	1480	1514	430	28.40%	125th
Region II	Batanes	592	625	175	28.00%	126th
Region I	Regional Office	116	126	35	27.78%	127th
Region IX	Dipolog City	1478	1539	424	27.55%	128th
Region IV-A	Batangas city	2693	2759	758	27.47%	129th
Region IV-A	Imus City	2473	2549	639	25.07%	130th
Region X	Bukidnon	10629	11413	2812	24.64%	131st
Region VIII	Biliran	2469	2626	644	24.52%	132nd
Region IX	Zamboanga del S	10274	10683	2600	24.34%	133rd
Region VI	Sipalay City	983	1085	262	24.15%	134th
NCR	Las Pinas City	3667	4081	937	22.96%	135th
Region XI	Davao Oriental	5066	5277	1206	22.85%	136th
CAR	Apayao	1792	1858	422	22.71%	137th
Region IV-A	Sta Rosa City	2165	2209	492	22.27%	138th
Region XI	Davao del Norte	4958	5138	1134	22.07%	139th
NCR	Manila CITY	11817	14270	3026	21.21%	140th
Region IV-A	Antipolo City	5780	5946	1251	21.04%	141st

113th – 141st



- X. The table below shows another School Division Offices ranked from highest to lowest number from 20.44% down to 7.50% of submissions validated by HR Units.

Region	Division	Filled Positions	Positions	Validated by HR Units	% of Validated by HR Units	Ranking
Region VI	Sagay City	1752	1786	365	20.44%	142nd
NCR	Marikina City	2948	3229	646	20.01%	143rd
Region III	Bataan	6086	6205	1226	19.76%	144th
Region V	Camarines Sur	19943	20750	3924	18.91%	145th
Region VIII	Catbalogan City	1373	1415	263	18.59%	146th
CAR	Baguio City	2538	2578	478	18.54%	147th
Region X	Tangub City	922	955	174	18.22%	148th
Region XII	Sarangani	6684	6877	1211	17.61%	149th
CARAGA	Butuan City	3946	3975	677	17.03%	150th
Region V	Sorsogon	8670	8813	1472	16.70%	151st
Region XII	Tacurong City	979	995	162	16.28%	152nd
Region VI	Iloilo City	3137	3304	536	16.22%	153rd
Region II	Cauyan City	1431	1453	234	16.10%	154th
Region VI	Bago City	1658	1771	277	15.64%	155th
Region X	Oroquieta City	997	1053	149	14.15%	156th
Region II	Nueva Vizcaya	5119	5245	697	13.29%	157th
Region I	Pangasinan I	14384	14912	1880	12.61%	158th
Region VIII	Calbayog City	2481	2559	318	12.43%	159th
Region X	Malaybalay City	2191	2234	269	12.04%	160th
Region III	Tarlac City	10190	10691	1273	11.91%	161st
NCR	Quezon City	16383	17150	1945	11.34%	162nd
Region IX	Zamboanga Sibug	7643	7739	840	10.85%	163rd
Region VI	San Carlos City	1421	1466	152	10.37%	164th
Region X	Misamis Oriental	8026	8454	844	9.98%	165th
CAR	Ifugao	2623	2691	242	8.99%	166th
Region I	Batac City	538	550	48	8.73%	167th
Region X	Cagayan de Oro C	5027	5349	452	8.45%	168th
Region XII	Koronadal City	1737	1773	133	7.50%	169th

142nd – 169th



- XI.** The table below shows another School Division Offices ranked from highest to lowest number from 7.31% down to 0.05% of submissions validated by HR Units.

Region	Division	Filled Positions	Positions	Validated by HR Units	% of Validated by HR Units	Ranking
Region III	Aurora	2800	2861	209	7.31%	170th
Region X	Iligan City	3269	3579	195	5.45%	171st
Region III	San Jose Del Monte City	4198	4342	231	5.32%	172nd
NCR	Taguig and Pateros	5093	5489	281	5.12%	173rd
CARAGA	Surigao Del Norte	3202	3318	150	4.52%	174th
Region X	Valencia City	1888	1982	89	4.49%	175th
Region VI	Bacolod City	4034	4265	178	4.17%	176th
Region X	Gingoog City	1691	1735	59	3.40%	177th
MIMAROPA	Puerto Princesa City	2745	2830	0	3.04%	178th
Region III	Gapan City	1245	1281	34	2.65%	179th
Region VI	Himamaylan City	1199	1273	28	2.20%	180th
Region III	Bulacan	17257	17981	386	2.15%	181st
Region IV-A	Dasmaringas City	4390	4509	93	2.06%	182nd
Region IX	Dapitan City	1045	1077	20	1.86%	183rd
MIMAROPA	Calapan City	1484	1524	10	1.74%	184th
MIMAROPA	Palawan	11401	12057	366	1.07%	185th
Region XII	South Cotabato	7935	8094	82	1.01%	186th
Region X	El Salvador	522	531	4	0.75%	187th
MIMAROPA	Marinduque	3046	3209	0	0.66%	188th
Region VIII	Northern Samar	8945	9440	60	0.64%	189th
Region X	Camiguin	1227	1283	8	0.62%	190th
Region IX	Zamboanga del Norte	10399	10653	65	0.61%	191st
Region III	Pampanga	13939	14483	48	0.33%	192nd
Region VI	Cadiz City	1701	1801	5	0.28%	193rd
MIMAROPA	Oriental Mindoro	8223	8436	90	0.21%	194th
Region III	San Fernando City	2560	2585	3	0.12%	195th
Region I	San Carlos City	2162	2203	1	0.05%	196th
Region V	Sorsogon City	2054	2102	1	0.05%	197th

170th – 197th



XII. The table below shows School Division Offices with and without the percentage validated by HR Units.

Region	Division	Filled Positions	Positions	Validated by HR Units	% of Validated by HR Units	Ranking
Region I	Pangasinan II	11695	11922	5	0.04%	198th
Region VI	Iloilo	20885	21889	8	0.04%	199th
Region VI	Negros Occidental	13254	13697	1	0.01%	200th
Region II	Isabela	12874	13270	0	0.00%	201st
Region III	Mabalacat City	1980	2049	0	0.00%	202nd
Region III	Munoz Science City	941	960	0	0.00%	203rd
Region III	Nueva Ecija	14381	14720	0	0.00%	204th
Region III	Olongapo City	2032	2151	0	0.00%	205th
Region III	San Jose City	1268	1298	0	0.00%	206th
Region III	Tarlac Province	2567	2618	0	0.00%	207th
Region III	Zambales	6166	6353	0	0.00%	208th
Region IV-A	San Pablo City	2283	2335	0	0.00%	209th
MIMAROPA	Occidental Mindoro	5957	6222	13	0.00%	210th
MIMAROPA	Romblon	4322	4430	0	0.00%	211th
Region VIII	Southern Leyte	4314	4475	0	0.00%	212th
Region XII	General Santos	5347	5533	0	0.00%	213th
CAR	Kalinga	1733	1786	0	0.00%	214th
BARMM	Lanao Del Sur	-	-	1131	0.00%	215th
BARMM	Lanao Del Sur2	-	-	203	0.00%	216th
BARMM	Marawi City	-	-	400	0.00%	217th
BARMM	Maguindanao 1	-	-	542	0.00%	218th
BARMM	Maguindanao 2	-	-	1228	0.00%	219th
BARMM	Cotabato City	-	-	95	0.00%	220th
BARMM	Basilan Division	-	-	1104	0.00%	221st
BARMM	Lamitan City	-	-	421	0.00%	222nd
BARMM	Sulu	-	-	0	0.00%	223rd
BARMM	Tawi - Tawi	-	-	0	0.00%	224th
BARMM	SGA	-	-	0	0.00%	225th

198th – 225th

